


# Precision Wire Wound Resistors

5G10 are only 7.94mm long with a diameter of 3.97mm, yet they incorporate advanced design and manufacturing features which provide unsurpassed accuracy, stability, load life and reliability. Each 5G10 undergoes three separate complete tests during manufacture including an accelerated aging thermal shock procedure.



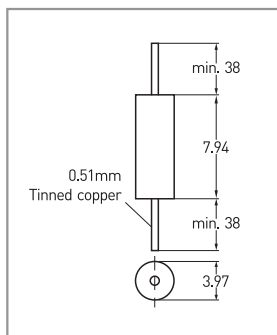
## GENERAL SPECIFICATIONS

Model	Power Rating [W]	Maximum Voltage [V]	Resistance Range[Ω]		Tolerance at 25°C(%)
			Standard	Non-Standard	
5G10A	0.2 (+85°C)	175	10Ω to 100KΩ	10Ω to 200KΩ	±0.01%
5G10D	0.14 (+110°C)	DC or AC peak			±0.1%

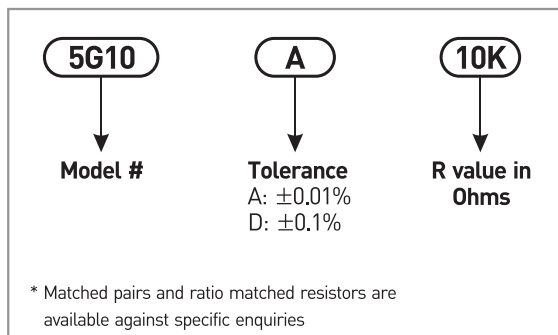
## CHARACTERISTICS

Temperature Coefficient	±3ppm/°C typical over 0°C to +85°C, ±5ppm/°C maximum over -55°C to +125°C				
Thermal EMF	< 0.4μV/°C typical				
Noise	Essentially non-measurable				
Encapsulation	Moulded epoxy				
Leads	24 AWG tinned copper				
No Load Stability	±25ppm/10,000 hours , ±35ppm/26,000 hours (over full temperature range: -55°C ~ +125°C)				
Full Load Stability	±35ppm / 10,000 hours, ±50ppm / 26,000 hours				

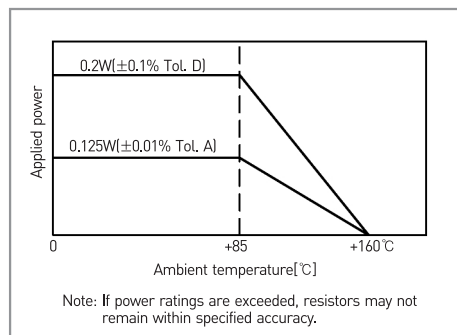
## DIMENSIONS [mm]



## ORDERING PROCEDURE EXAMPLE



## DERATING CURVES



## STANDARD RESISTANCE VALUES

[Ω], Stocked in 0.1% in listed value shown below

10	180*	680*	3.3K*	12K*	60K
20	200	700	3.9K*	15K*	68K
30	220*	800	4.0K	18K*	70K
40	250	820*	4.7K*	20K	80K
50	270*	900	5.0K	22K*	82K
60	300	1.0K	5.6K*	25K	90K
62.5*	330*	1.2K*	6.0K	27K*	99K
70	350	1.5K	6.8K*	30K	100K
80	390*	1.8K*	7.0K	33K*	
90	400	2.0K	8.0K	37K	
100	470*	2.2K*	8.2K*	40K	
120	500	2.5K	9.0K	47K*	
125*	560*	2.7K*	9.9K*	50K	
150*	300	3.0K	10.0K	56K*	

\* Stocked in 0.1% tolerance only  
 \* Any non-listed value from 10Ω to 200KΩ available to order